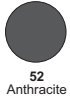




- LED Floodlight range
- Body in die-cast aluminium with glass diffuser and bright reflector
- Sealed with a rubber gasket and stainless steel screws
- High power LED available in both warm white (3000K) and cool white (4000K) light
- Includes integral LED driver
- Fully adjustable
- Can be installed on normally flammable surfaces
- Class 1
- IP 65

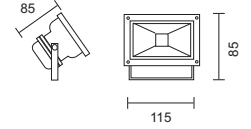


code lamp details

10W

4634.10.30 10W LED Warm white
4634.10.40 10W LED Cool white

100lm per watt chip. Includes integral LED driver.

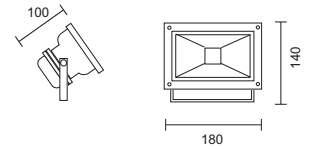


code lamp details

20W

4634.20.30 20W LED Warm white
4634.20.40 20W LED Cool white

100lm per watt chip. Includes integral LED driver.

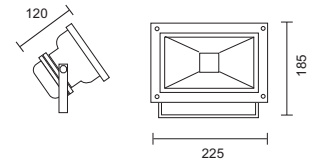


code lamp details

30W

4634.30.30 30W LED Warm white
4634.30.40 30W LED Cool white

100lm per watt chip. Includes integral LED driver.



code lamp details

50W

4634.50.30 50W LED Warm white
4634.50.40 50W LED Cool white

100lm per watt chip. Includes integral LED driver.

